



## Model Specifications

---

The Grate Range provides a selection of fireplace inserts that incorporate the EcoSmart™ Burner in a simple, traditional manner. A great way of rekindling a closed off open fire, or perhaps creating a unique fireplace feature - without the fuss. All models include Burner Kit.

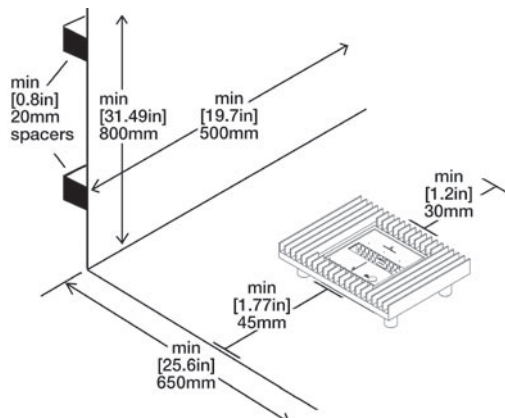
<b>Applicable EcoSmart™ Burner</b>	BURNER ONE – please refer to applicable Model Specification.
<b>Fuel</b>	Use Denatured Ethanol only. Refer to <a href="http://www.ecosmartfire.com">www.ecosmartfire.com</a> for commercially available fuel names around the world.
<b>Design Features</b>	<p>The Grooved Grate is a low line rectangular shaped grate made of steel (rust treated) featuring four legs that suspend the burner shelf off the ground and a surface that contains a series of lines similar to a griddle pan. The grate includes a built in EcoSmart™ Burner in black steel (rust treated).</p> <p>The grate includes a built in EcoSmart™ Burner.</p>
<b>Construction Detail</b>	<p>GRATE: The Grooved Grate is made of black steel and specifically designed to accept the EcoSmart™ Burner.</p> <p>BURNER: Placement and clearance allocated for one (1) EcoSmart™ Burner only.</p> <p>TRAY: The Grooved Grate has an inbuilt top tray to increase safety (e.g heat transfer &amp; accidental spillage collection).</p> <p>SPACERS: The Grooved Grate features inbuilt spacers on the top, sides and rear of the burner so that construction material cannot be applied directly onto the surface of the actual burner.</p>
<b>Ventilation</b>	<p>EcoSmart™ Fires do not require any form of permanent fixture or fitting, such as a flue for ventilation, a permanent gas connection or any kind of fixed utility for fuel supply.</p> <p>Denatured Ethanol is certified safe to burn indoors without venting, because its main by-products are carbon dioxide, water steam and heat.</p> <p>In a house of typical construction, that is, one that is not of unusually tight construction due to heavy insulation and tight seals against air infiltration, an adequate supply of air for combustion and ventilation is provided through infiltration. However, if the fireplace is used in a small room where less than 5.7m<sup>3</sup> [200ft<sup>3</sup>] of air space is provided for each 1000 BTU per hour of fireplace rating (considering the maximum burner adjustment), the door(s) to adjacent room(s) should be kept open or a window to the outside should be opened at least 25.4mm [1in] to guard against potential build up of indoor air pollution. Do not install or operate in a bathroom or any other small room.</p> <p>The room cannot be less than 70m<sup>3</sup> [2472ft<sup>3</sup>] per burner.</p>
<b>Recommended Accessories</b>	Fire Extinguisher, EcoSmart™ Fire Screen or alternative Wind Screen.
<b>Compulsory Cross Reference</b>	Please ensure you read the applicable Model Specifications for the EcoSmart™ Burner that is used in this model before ordering, specifying, installing or operating the EcoSmart™ Burner.

## Model Specifications

### Clearances

#### CONVERSION OF AN EXISTING FIREPLACE/INSERTING INTO A FIREBOX SETTING:

The grate can only be fitted into a fireplace opening that is W 650mm [25.6in] x H 800mm [31.49in] x D 500mm [19.7in].

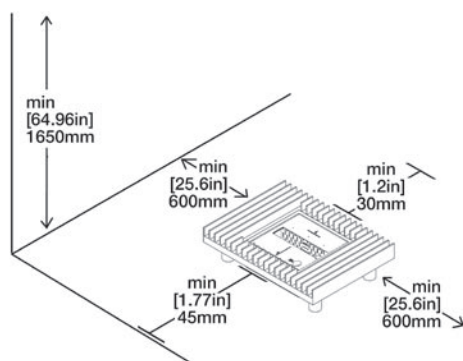


The fireplace surround and base must be made out of a non-combustible material such as stainless steel, brick, concrete etc.

In order to keep the heat from escaping through the flue, place a panel of non-combustible heat reflective material such as stainless steel across your flue opening.

#### INSERTING WITHOUT A FIREBOX SETTING:

- REAR: A minimum 30mm [1.2in] space between the grate and the rear wall.
- FRONT: A minimum of 45mm [1.77in] space between the grate edge and the front edge.
- OVERHEAD: A minimum clearance of 1650mm [64.96in].
- SIDES: A minimum clearance of 600mm [25.6in] from the grate (if combustible material).
- BASE: Must be made of non-combustible material.



## Model Specifications

### Installation Requirements

Models from the Grate Range must not be operated before being installed in a fixed secure position using the screws supplied.

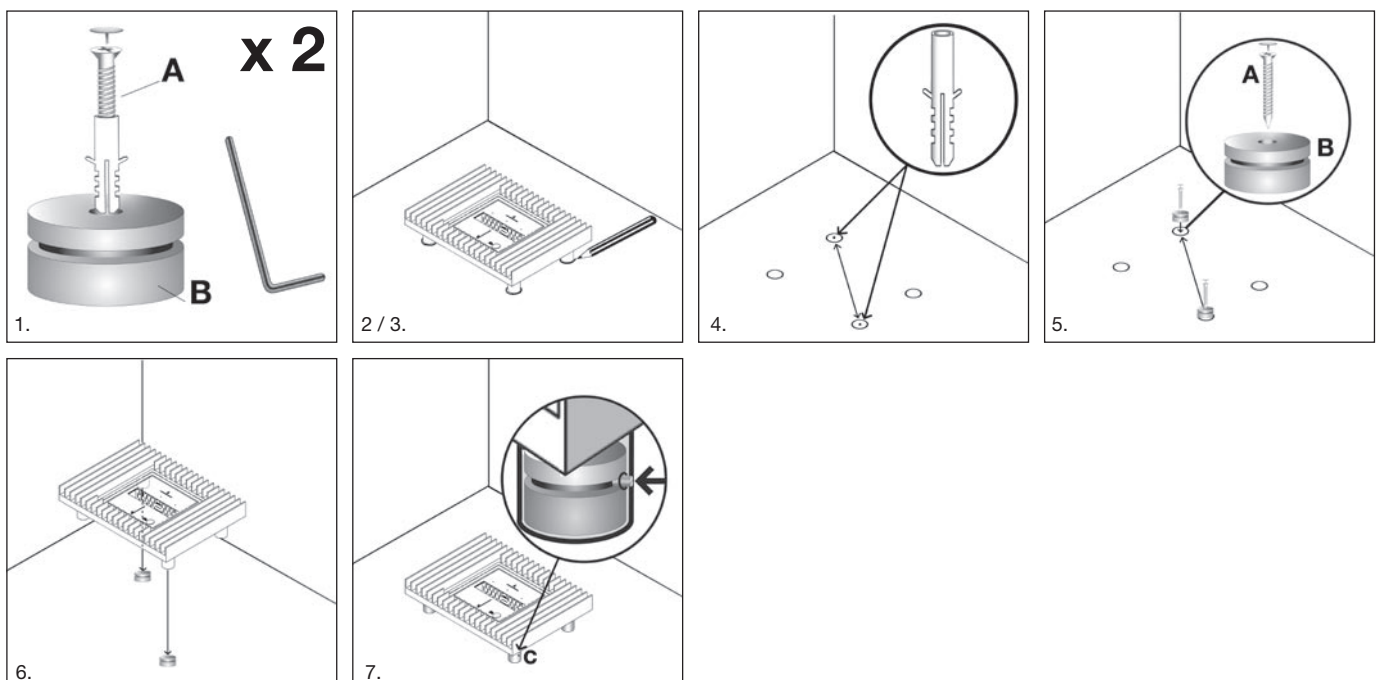
The floor must be level and the grate positioned on a flat surface.

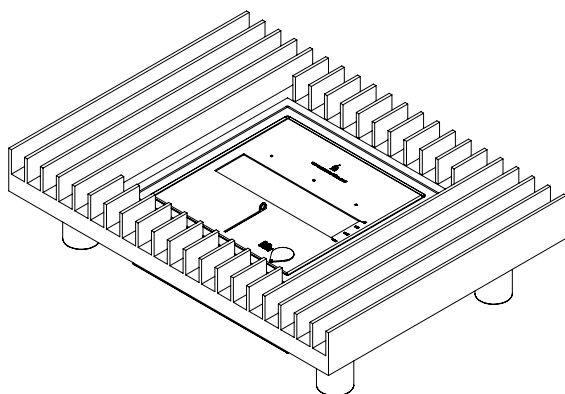
The floor must be made out of a non combustible base.

**To prevent accidental tipping, the EcoSmart™ Fire must be installed into a fixed secure position using the parts supplied, following these instructions.**

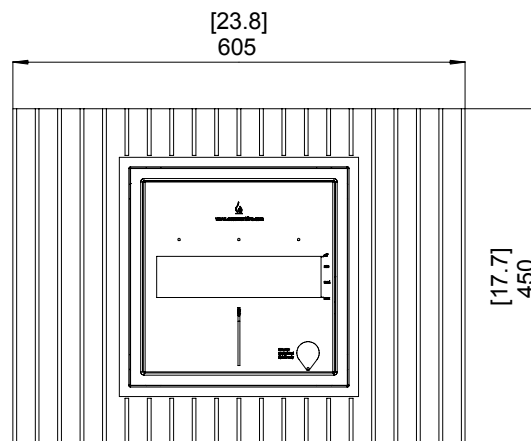
**Equipment required:** pencil, long handled phillips head screw driver, hammer and drill.

1. Confirm that you have received all necessary fixings as illustrated;
2. Position the Grate in accordance to the compulsory minimum clearances outlined in the Instruction Manual;
3. Using a pencil, outline the position of two (2) diagonally opposite legs;
4. Remove the Grate and drill holes in the centre of the positions marked; Hammer the supplied plastic plugs into the holes.
5. Screw locking feet (A and B) into the holes drilled;
6. Lower the Grate into position over the two (2) locking feet;
7. Using the allen key supplied, secure the Grate into position by tightening the screw (C) which is located on the outside of the leg of the Grate. Do not over-tighten.

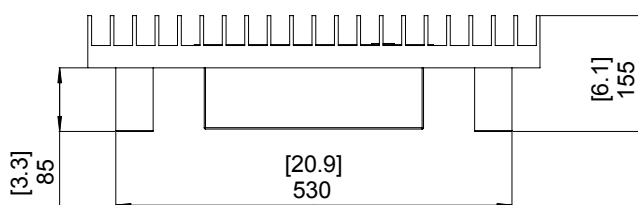




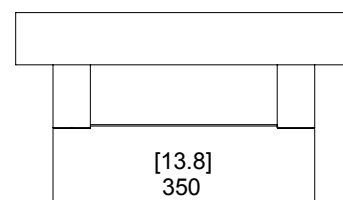
ISOMETRIC VIEW



TOP VIEW



FRONT VIEW



SIDE VIEW

**Measurements**

[inches] = imperial  
mm = metric

**Weight**

25.1kg, 55.34lbs

**Materials**

Carbon Black Steel,  
Brushed Stainless Steel

Scale 1:10



## Conditions of Use

1. For the purposes of this model specification we refer to the fuel used in the EcoSmart™ Fire as **Denatured Ethanol\***.

**\*There are many different names for this fuel around the world. Please refer to [www.ecosmartfire.com](http://www.ecosmartfire.com) for a list of commercially available fuel names in your country.**

**Denatured Ethanol\* is classified as a Dangerous Goods Flammable Liquid Class 3, PGII and is regulated by specific standards and rules. You must familiarise yourself with the appropriate regulations of your country in order to safely and legally store, handle, decant and use this fuel.**

The customer warrants to The Fire Company Pty Ltd that after delivery of their EcoSmart™ Fire and whilst The Fire Company Pty Ltd retains any interest in the goods or consigned goods (as the case may be) the customer shall comply with all applicable Acts, Regulations and Laws dealing with the transport, unloading and storage of Dangerous Goods.

2. Children do not recognize the dangers that can arise when handling Dangerous Goods, nor do they recognize the volatility of flammable liquids when ignited. Please ensure you keep children at a safe distance and supervised at all times when operating the fire.

3. Approval from building authorities may be required. Please ensure you contact the appropriate parties before installing your EcoSmart™ Fire.

4. It is a condition of purchase that you obtain a fire extinguisher Ammonium Phosphate AB: E type. These can be purchased from your distributor or independently.

## Warnings

1. Risk of explosion:

- Never use any fuel other than the fuels specifically identified for use in the fireplace. Never use gasoline.
- Never fill the fuel reservoir when it is operating or still hot.
- Never fill fuel reservoir in areas where flammable vapours or gas may be present.
- Never store or transport the fuel in other than a metal or plastic container that is:
  - Acceptable for use with the specific fuel.
  - Is in the original container for the alcohol fuel.

2. Never store fuel in the living space where the fire is situated.

3. Due to high surface temperatures, keep children, pets, clothing, and furniture away. The unit is hot while in operation, contact with the EcoSmart™ Fire may cause skin burns.

4. Risk of indoor air pollution – use EcoSmart™ Fires only in well-ventilated areas. People with breathing problems should consult a physician before using the appliance.

5. Do not use the EcoSmart™ Fire to heat or boil water or as a cooking appliance. Do not throw waste materials or paper into the EcoSmart™ Fire.

6. EcoSmart™ Fires have not been tested with an unvented gas log set. To reduce the risk of fire or injury, do not install an unvented gas log set into this appliance.

7. The EcoSmart™ Fire has not been tested for use with doors. To reduce the risk of fire or injury, do not install doors.

8. It is recommended that the EcoSmart™ Fire be fixed into position to avoid displacement as per instruction provided with each model.

9. Do not dismantle the EcoSmart™ Burner.

10. Do not attach any other tank to the EcoSmart™ Burner.

11. EcoSmart™ Fires must only be operated using authorised accessories & equipment.

12. Do not obstruct the open/close sliding mechanism of the EcoSmart™ Burner in any way as this could result in the jamming/non functionality of the shut off mechanism.

13. The EcoSmart™ Burner should not be started if a fault is suspected or when there appears to be any damage to the burner or its housing.

14. The use of any fitting other than those available from or recommended by The Fire Company Pty Ltd for the EcoSmart™ Firebox and Burner is not permitted.

15. The Fire Company Pty Ltd does not accept responsibility for any damage which occurs if the EcoSmart™ Fire is used for purposes other than those for which it is intended, or if it is incorrectly operated or repaired by unqualified persons.

If you have any questions regarding any of the above important safety information please contact your distributor or The Fire Company Pty Ltd.

## Testing & Compliance

The EcoSmart™ Fire Collection has achieved the following certification and approvals:



The EcoSmart™ Fire is manufactured by The Fire Company Pty Ltd whose quality management system is certified as being in conformity with ISO 9001:2000.



The Fire Company has worked with Underwriters Laboratories, Inc. (UL) in the USA to establish a testing platform for this unique type of product. The EcoSmart™ Fire is the first of its kind to have its collection so comprehensively UL Listed. For the most up to date list of UL Listed models please contact your local distributor.

Instructions and specifications for the EcoSmart™ Fire were tested as far as practicable to a selection of clauses from AS4553/AG103 – Australian Standard for Gas Space Heaters (closest comparable product at the time of invention)

Investigation into applicable standards and testing platforms for compliance to GS, CE & TUV were held and The Fire Company has gained a Compliance Verification Declaration from Globalnorm GmbH.



The EcoSmart™ Fire Collection has achieved Swedish Institute for Technical Approval in Construction (SITAC) approval.