



Model Specifications

Our Renovator Range offers a selection of Stainless Steel zero clearance fireboxes that can be fitted by your builder, into any combustible or non combustible material. These models offer you the flexibility to incorporate the EcoSmart™ Fire into an existing closed off fireplace, or to build them into a feature wall. Model includes Burner Kit and Wind Screen Static.

Applicable EcoSmart™ Burner	Standard models feature Burner One. - please refer to applicable Model Specification.
Fuel	Use Denatured Ethanol only. Refer to www.ecosmartfire.com for commercially available fuel names around the world.
Design Features	The Firebox 1800DB is a rectangular shaped firebox. It is a stainless steel zero clearance firebox designed to accept a series of EcoSmart™ Burners. The Firebox 1800DB features a double opening with a “see-through” effect. The EcoSmart™ Firebox 1800DB is designed for indoor installation in units, apartments, houses, and commercial premises including offices, bars & restaurants.
Construction Detail	<p>FIREBOX: The Firebox 1800DB is completely made out of grade 304 brushed stainless steel with a horizontal finish. It includes four (4) fixing points on the facade to accommodate the installation of a wind screen.</p> <p>BURNER SHELF: There is a built-in stainless steel shelf integrated as part of the firebox to accommodate three (3) EcoSmart™ Burners.</p> <p>WIND SCREEN: A Wind Screen Static is included with the model, this is fixed to the front of the Firebox via the four (4) fixing points on the facade. If a wind screen is not required, the model includes four (4) stainless steel plugs to hide the fixing points.</p> <p>BURNER: Placement and clearance allocated for three (3) EcoSmart™ Burners only.</p> <p>FLANGE: The flanges include pre-drilled fixing holes for ease of assembly into cabinetry or existing fireplace. The flanges are not designed to be left fully exposed - they should be dressed up so the fixing holes are covered. A 15mm [0.60in] to 20mm [0.75in] shadowline can be left visible on the flange before construction material.</p> <p>REAR: The rear of the Firebox 1800DB features a glass panel that closes the back opening without changing the transparency of the design. This is to reinforce the safety of the design. The glass panel is a piece of 8mm [0.32in.] toughened Starfire® (low iron) glass. This type of safety glass is designed to withstand high temperature variations. The glass panel is applied directly to the stainless steel which means that the glass panel sits 8mm [0.315 in.] proud of the firebox.</p> <p>TRAY: The Firebox 1800DB has a built-in tray to increase safety (e.g heat transfer & accidental spillage collection). The tray has undergone a thorough water tight test to safeguard from leakage.</p> <p>SPACERS: The Firebox 1800DB features built-in spacers on the top, sides and rear of the firebox so that construction material cannot be applied directly onto the surface of the actual firebox.</p>
Ventilation	<p>EcoSmart™ Fires do not require any form of permanent fixture or fitting, such as a flue for ventilation, a permanent gas connection or any kind of fixed utility for fuel supply.</p> <p>In a house of typical construction, that is, one that is not of unusually tight construction due to heavy insulation and tight seals against air infiltration, an adequate supply of air for combustion and ventilation is provided through infiltration. However, if the heater is used in a small room where less than 17.1m³ [604ft³] of air space is provided for each 3000 BTU per hour of heater rating (considering the maximum burner adjustment), the door(s) to adjacent room(s) should be kept open or a window to the outside should be opened at least 76.2mm [3in] to guard against potential build up of indoor air pollution. Do not install or operate in a bathroom or any other small room.</p> <p>The room cannot be less than 210m³ [7416ft³].</p>
Recommended Accessories	Fire Extinguisher, EcoSmart™ Fire Screen or alternative Wind Screen.
Compulsory Cross Reference	Please ensure you read the applicable Model Specifications for the EcoSmart™ Burner that is used in this model before ordering, specifying, installing or operating the EcoSmart™ Burner.

Model Specifications

Important!

Do not remove the back glass panel as natural air flow in the room could create a draft and make the flame breach out of the fireplace. The glass used in the EcoSmart™ Fire Firebox 1800DB is toughened glass which means it is stronger than normal glass and can withstand high temperature variations.

Importantly, even though it is stronger, toughened glass still has weaknesses. The corners and sides are specific pressure points where it is more fragile and can break if care is not taken.

In the case of breakage, toughened glass will shatter into small crystal-like pieces which can cause potential injury and be a choking hazard for small children. We advise that the glass should be handled with special care and that operation of the product should cease immediately if a fault is found. Breakage due to mishandling is not covered by warranty.

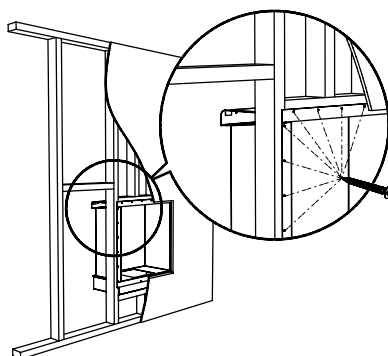
Clearances

There are no requirements for side and/or overhead clearances as spacers are part of the design. However, we recommend a front clearance of 1000mm [39.36in] between the mouth of the flame and any furniture or flammable materials etc.

Use common sense to ensure that it is positioned away from curtains, flammable materials and other sources of ignition. Be aware of drafts. Do not pack required air spaces with insulation or other materials.

Installation Requirements

Fireboxes must be installed into a fixed secure position before being operated. They can be fitted from either the front side of the flange or from the back of the flange (screwed, riveted or glued with a high temperature resistant bonding product) onto the surrounding structural framework.



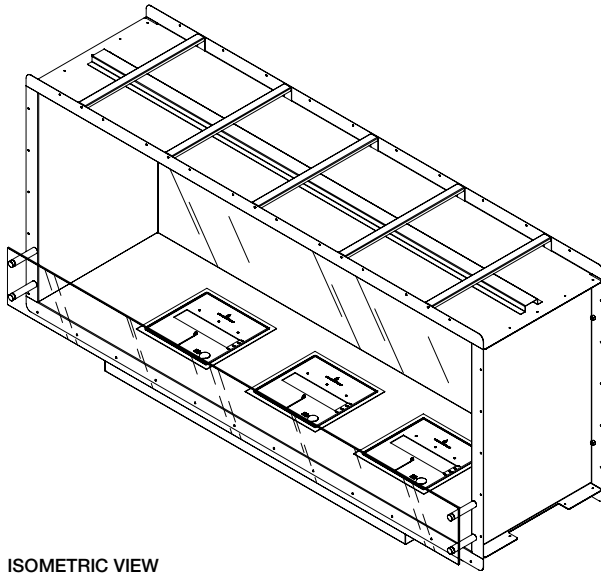
The floor must be level and the firebox positioned on a flat surface. The floor can be made of any material or fabric.

DO NOT INSTALL DIRECTLY BESIDE OR NEAR WALLPAPER, LAMINATE, VENEER OR ANY SURFACE THAT HAS NOT BEEN FIRE RATED (the heat will impact the material, and in some circumstances the glue used for its application). THIS INCLUDES THE DETAILING/FINISHING MATERIALS USED ON THE DECORATIVE SURFACES AROUND THE INSTALLED FIREBOX.

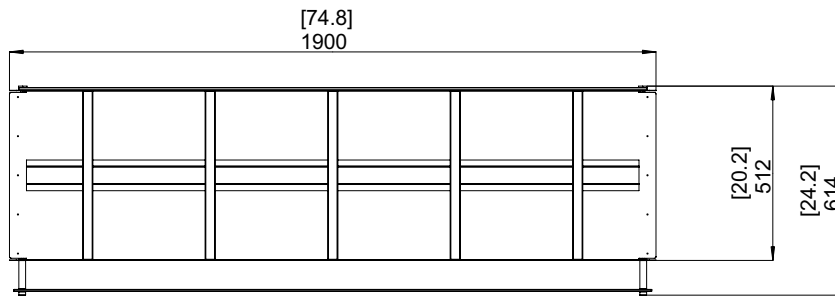
Fireboxes are not designed to incorporate doors or opening covers (unless specifically purchased as a resolved item from The Fire Company Pty Ltd). The firebox must remain open at all times for ventilation – it is not designed to operate as an oven or similar “hot box” – the flame must have a constant supply of air to operate and be able to circulate and distribute the heat effectively.

The Firebox 1800DB cannot be inserted into a one way cavity wall, it must be a two way cavity where the complete glass rear is free from obstruction. Do not apply pressure or materials to the glass. The Firebox 1800DB is designed as a wall divider insert. The glass side is the back in all circumstances.

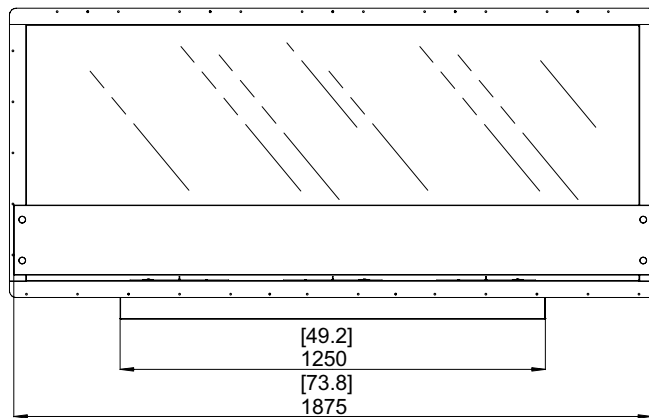
The firebox cavity should include a layer of insulation prior to inserting the firebox using a natural wool fibre to limit heat transference.



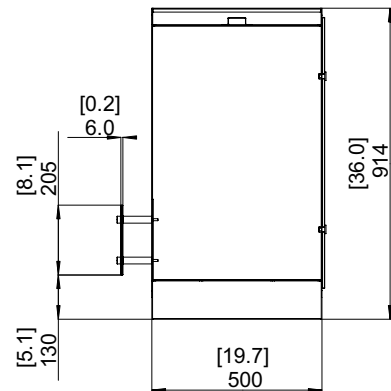
ISOMETRIC VIEW



TOP VIEW



FRONT VIEW



REAR VIEW

Measurements

[inches] = imperial
mm = metric

Weight, including packaging

72.22kg, 170.25lbs

Materials

Brushed Stainless Steel,
Toughened Glass

Scale 1:20



Conditions of Use

1. For the purposes of this model specification we refer to the fuel used in the EcoSmart™ Fire as **Denatured Ethanol***.

***There are many different names for this fuel around the world. Please refer to www.ecosmartfire.com for a list of commercially available fuel names in your country.**

Denatured Ethanol* is classified as a Dangerous Goods Flammable Liquid Class 3, PGII and is regulated by specific standards and rules. You must familiarise yourself with the appropriate regulations of

your country in order to safely and legally store, handle, decant and use this fuel.

The customer warrants to The Fire Company Pty Ltd that after delivery of their EcoSmart™ Fire and whilst The Fire Company Pty Ltd retains any interest in the goods or consigned goods (as the case may be) the customer shall comply with all applicable Acts, Regulations and Laws dealing with the transport, unloading and storage of Dangerous Goods.

2. Children do not recognize the dangers that can arise when handling Dangerous Goods,

nor do they recognize the volatility of flammable liquids when ignited. Please ensure you keep children at a safe distance and supervised at all times when operating the fire.

3. Approval from building authorities may be required. Please ensure you contact the appropriate parties before installing your EcoSmart™ Fire.

4. It is a condition of purchase that you obtain a fire extinguisher Ammonium Phosphate AB:E type. These can be purchased from your distributor or independently.

Warnings

1. Risk of explosion:

- a) Never use any fuel other than the fuels specifically identified for use in the appliance. Never use gasoline.
- b) Never fill the fuel reservoir when it is operating or still hot.
- c) Never fill fuel reservoir in areas where flammable vapours or gas may be present.
- d) Never store or transport the fuel in other than a metal or plastic container that is:
 1. Acceptable for use with the specific fuel.
 2. Is in the original container for the alcohol fuel.

2. Never store fuel in the living space where the fire is situated.

3. Due to high surface temperatures, keep children, pets, clothing, and furniture away. The unit is hot while in operation, contact with the EcoSmart™ Fire may cause skin burns.

4. Risk of indoor air pollution – use EcoSmart™ Fires only in well-ventilated areas. People with breathing problems should consult a physician before using the appliance.

5. Do not use the EcoSmart™ Fire to heat or boil water or as a cooking appliance. Do

not throw waste materials or paper into the EcoSmart™ Fire.

6. EcoSmart™ Fires have not been tested with an unvented gas log set. To reduce the risk of fire or injury, do not install an unvented gas log set into this appliance.

7. The EcoSmart™ Fire has not been tested for use with doors. To reduce the risk of fire or injury, do not install doors.

8. It is recommended that the EcoSmart™ Fire be fixed into position to avoid displacement as per instruction provided with each model.

9. Do not dismantle the EcoSmart™ Burner.

10. Do not attach any other tank to the EcoSmart™ Burner.

11. EcoSmart™ Fires must only be operated using authorised accessories & equipment.

12. Do not obstruct the open/close sliding mechanism of the EcoSmart™ Burner in any way as this could result in the jamming/non functionality of the shut off mechanism.

13. The EcoSmart™ Burner should not be started if a fault is suspected or when there appears to be any damage to the burner or its housing.

14. The use of any fitting other than those available from or recommended by The Fire Company Pty Ltd for the EcoSmart™ Firebox and Burner is not permitted.

15. The Fire Company Pty Ltd does not accept responsibility for any damage which occurs if the EcoSmart™ Fire is used for purposes other than those for which it is intended, or if it is incorrectly operated or repaired by unqualified persons.

16. The EcoSmart™ Fire is not intended to operate continuously. To avoid heat expansion and potential splitting of the timber framework in Designer Range models please ensure that the model is allowed to cool down completely on a regular basis.

If you have any questions regarding any of the above important safety information please contact your distributor or The Fire Company Pty Ltd.

Testing & Compliance

The EcoSmart™ Fire Collection has achieved the following certification and approvals:



The EcoSmart™ Fire is manufactured by The Fire Company Pty Ltd whose quality management system is certified as being in conformity with ISO 9001:2000.



The EcoSmart™ Fire is the first product of its kind to have its collection so comprehensively UL/ULC listed. For the most up to date list of UL/ULC Listed models and compliance requirements please contact your local distributor.

Instructions and specifications for the EcoSmart™ Fire were tested as far as practicable to a selection of clauses from AS4553/AG103 – Australian Standard for Gas Space Heaters (closest comparable product at the time of invention)

Investigation into applicable standards and testing platforms for compliance to GS, CE & TUV were held and The Fire Company has gained a Compliance Verification Declaration from Globalnorm GmbH.



The EcoSmart™ Fire Collection has achieved Swedish Institute for Technical Approval in Construction (SITAC) approval.